

FCR Parent Portal Registration

1. Start on the fcrsd.org website, click on “Technology”, followed by “Parent Portal”:



VISION
STUDENT INFORMATION SYSTEM

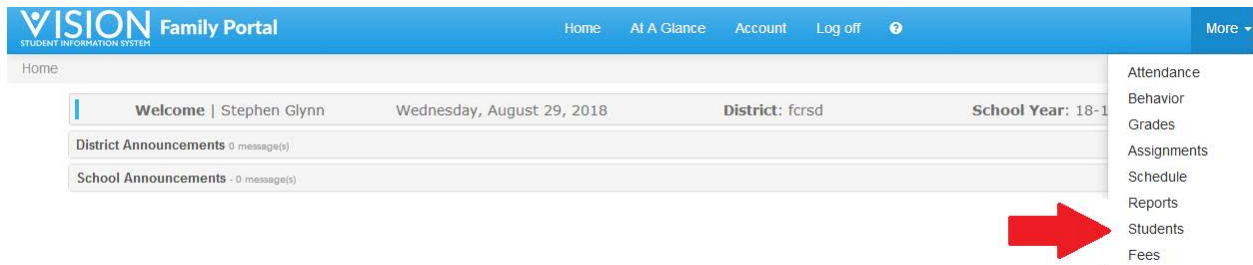
A screenshot of the VISION Student Information System login page. It features a blue background with a faint image of a person. The form includes fields for "User ID" and "Password", a "Forgot Password?" link, a "Remember Me" checkbox, a "Log In" button, and a "Create Parent Account" button. A large black arrow points from the "Create Parent Account" button in the previous image to this button.

2. Click on “Create Parent Account”

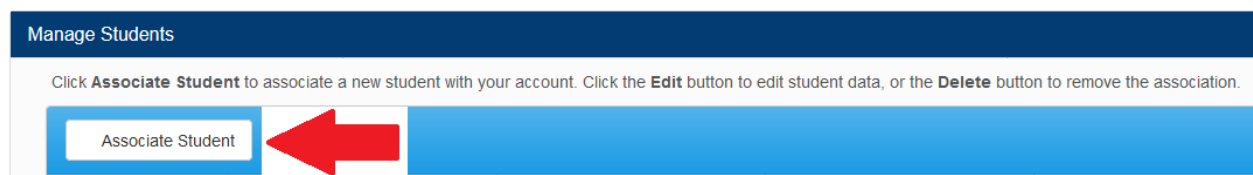
3. Fill in the information on the next page exactly as it was filled out on your contact information sheet. For “User Name” you may choose any username you can remember to login with. A link to create a password will be emailed to you.

A screenshot of the "Create Parent Account" registration form. The form has a white background and a blue title. It contains several input fields: "First Name *", "Last Name *", "User Name *", "Student ID *", and "Email *". The "User Name *" field is highlighted with a red box. Below these fields are "Cell phone" and "Provider" fields, with a dropdown menu for "Provider" showing "Select Provider". A note at the bottom states: "Note: If both a cell phone number and a cell phone provider are entered and they can be validated then an account creation text will be sent to this number as well as to the supplied email address." At the bottom left is a "Save" button, and at the bottom right is a "Back to Login" link.

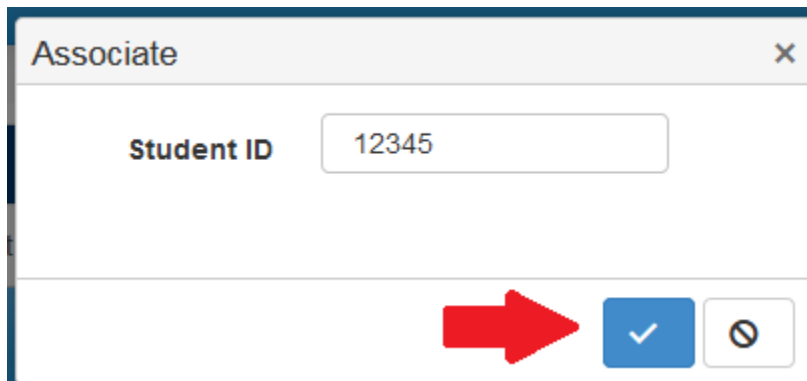
4. If you have more than one student attending Forest City, you'll need to add them using their student ID number. First, Click on "More" in the upper right corner, then click on "Students" from the drop down menu



5. Click on "Associate Student"



6. Fill in the Student ID number, and click the blue checkmark



7. Do this for each student attending FCR. All your students will now be listed under "My Students" in the top menu. Call Stephen Glynn, Technology Director (570)785-2432 with any questions or problems signing up.